




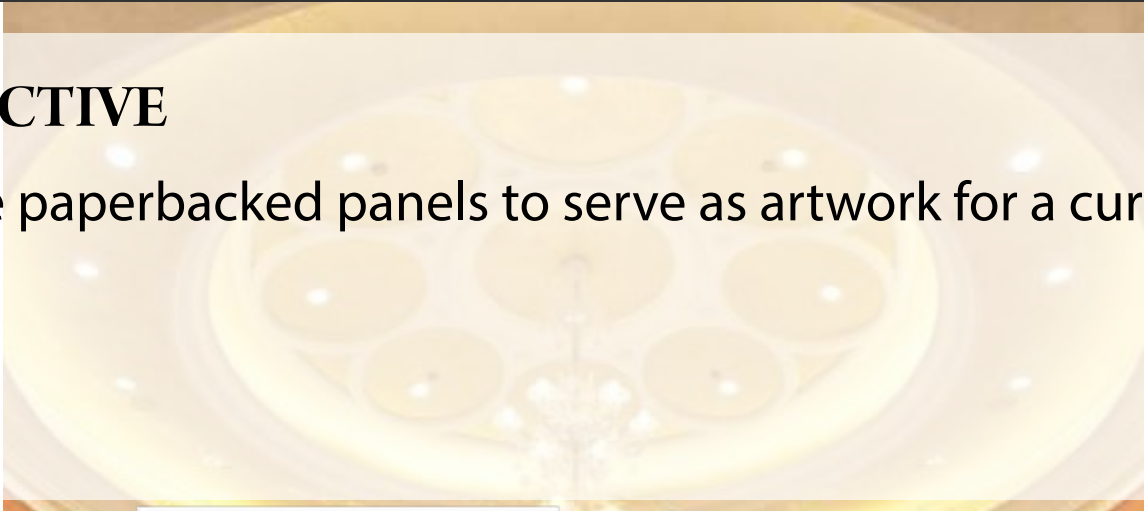
**TF521**

**ART PANELS**


**HAND EMBROIDERY**

## OBJECTIVE



Create paperbacked panels to serve as artwork for a curved niche.



Border panel



Main panel






## CONSULTATION

Taffard Designers worked along side the Interior designer to define each aspect of the design.

**# 4** Outline using "B" style  
Fill in color HF7 and HF5 Combo –  
Please give a heavy filled in look



Heavy Outline  
using beads  
as in # 2

**# 3** Outline using "B" style  
Fill in with Semeria stitch style or  
heavier in color of HF7 Entire  
Portion should be filled in. The  
criss cross lines to be done in HF5

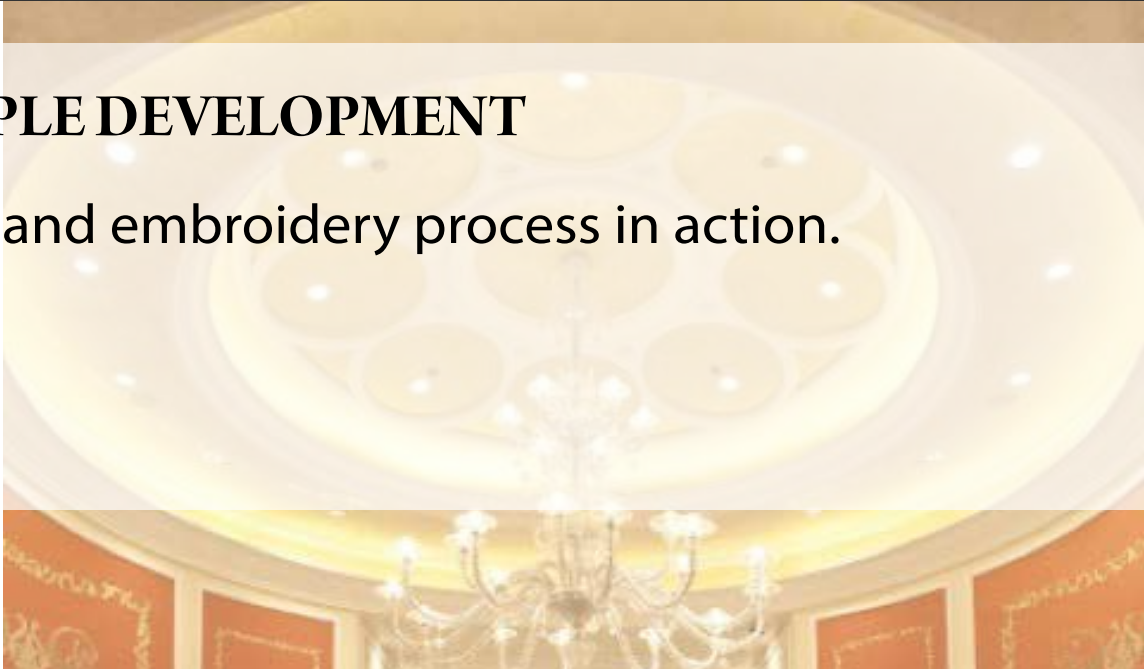
**# 1** Outline using "B" style  
These flowers should be in style "A"

**# 2** Outline using "B" style  
Fill in with these materials from  
TF485 but in gold colors, or  
whatever beads and sequence that  
is similar



## SAMPLE DEVELOPMENT

The hand embroidery process in action.





## COMPLETION

Taffard coordinated with local paperbacking company so the panels could be pasted to the wall for easy installation.

\*Price on request.

